

« [Happy Birthday Clutter City](#)

[Tara Starlet](#) »

A Day in the Life of Candice Wren

[TWEET THIS](#)

It's break time. Sit back, relax, grab a brew and follow Candice Wren through a typical day in her life. Over to you Candice.

Morning and Getting Up

[Candice Wren](#) is a bespoke pashmina label. As my background is in textile design I can help design and then print you the perfect pashmina for that special occasion or just for a treat for yourself. I also design and print limited edition t-shirts and quirky brooches and corsages. And so this is my usual working day.

First thing in the morning once I have woken myself up, combed my hair and drank my morning cup of tea I make my way to my studio. I start work around 9.00am. I am fortunate enough that my commute to work doesn't cost me a penny and is just several steps down the garden path! In my studio I do what I like to call my hands on work, which is where I could be preparing a screen ready for silk screen printing or I could be mixing inks, pressing or stitching vintage fabrics and of course I could be printing.



Just lately I have had lots of shows on, and so I have been printing many different pashminas and t-shirt designs for clients and for exhibitions.



I have also been busy spending my Saturday mornings sourcing rare vintage materials and unusual magpie finds of buttons and beautiful beads for my bespoke range of pashminas. Sometimes I head to Portobello Road for treasures and other times I drive to villages where jumble sales are held by small communities such as the Scouts or in aid of the building where the jumble is held. All funds usually go towards things that need fixing in the building or upgrading such as the kitchen or new flooring.



One of my best selling pashminas is the appliqué perfume bottle design which is also the most time consuming pashmina to create.



Latest 'Day In The Life Of Post



[A Day in the Life of Candice Wren](#)

Latest Guest Blogger Post



[Made in the Shade](#)

Credits

Blogger: [Jenny Hudson](#)

Twitter: [@JennyHudson](#)

Website by: [Vanilla Storm](#)

Write for Indie Quarter



[Web Design for Designers and Crafters](#)

Categories






- [A Day in the Life of Accessories](#)
- [Art](#)
- [Bags](#)
- [Blogs](#)
- [Bricks and Mortar Shops](#)
- [Ceramics](#)
- [Christmas Gift Ideas](#)
- [Clothing](#)
- [Dolls and Toys](#)
- [Ethical Designers](#)
- [Events](#)
- [Fairtrade Fortnight](#)
- [Food and Drink](#)
- [Footwear](#)
- [Friday Afternoon Surfing](#)
- [General](#)
- [Glass](#)
- [Guest Bloggers](#)
- [Hair/Skin Care](#)
- [Industry News](#)
- [Inspiration](#)
- [Interiors](#)
- [Jewellery](#)
- [Kids](#)
- [Knitwear](#)
- [Leather](#)
- [Lingerie](#)
- [Luggage](#)
- [Maps and Zines](#)
- [Online Boutiques](#)
- [Paper Goods](#)
- [Performance](#)
- [Photography](#)
- [Podcasts](#)
- [Press](#)
- [Sale Items](#)
- [Stocking Fillers](#)
- [Textiles](#)
- [Useful Info](#)
- [Wood](#)
- [Writing](#)

Designer Blogs

- [Abigail Brown's Creatures](#)
- [Bibbi Forsman](#)
- [Blonde Chicken](#)
- [Bonbi Fruits of the Forest](#)
- [Carry Me Home](#)
- [Claudine Hellmuth](#)
- [Curl Harmony](#)
- [Custom Made Chitter Chatter](#)
- [Designs by Bonzie](#)
- [Elizabeth Scott](#)
- [Ellie Evans](#)
- [Enderby Nest](#)
- [Gone to Pot](#)
- [Guerrilla Embroidery](#)
- [Hannah Nunn](#)
- [Indie Academics](#)
- [Infinity Arts](#)
- [Jen Lewis](#)
- [Joy Joy](#)
- [Lizzy House](#)
- [Lulu Carter](#)
- [Ness Donnelly](#)
- [Pepe's Blog](#)
- [Radiance](#)
- [Rosebud's Cottage](#)
- [Song Under the Sugar Sugar](#)
- [Stella My Star](#)
- [Stephanie Levv](#)
- [Steven's Happy Accidents](#)
- [Tinkering Times](#)
- [Tokyo Made Blog](#)
- [Wren](#)

Fashion / Design Blogs

- [Lola-Mae Online](#)
- [Mademoiselle Le K](#)
- [Room Goods](#)
- [Styles Report Berlin](#)
- [World of Fashion](#)



Archives

March 2009

With the fabrics I have sourced I wash them, unpick the seams and press them so that they are ready to be cut and stitched directly onto the pashmina. In the picture below you can see the finished article. I have also made this design after a wedding, using pieces of fabrics from the wedding - a beautiful napkin (a clean one of course), the bow from the bride's garter and even the bridesmaids' dresses. Yes, I really was allowed to cut one of the bridesmaid's dresses! The fabrics were stitched onto an ivory pashmina and printed with a mute brown. This was for the bride to keep and wear, reminding her of her special day.



In the Afternoon

Afternoons are always different for me, sometimes I have a full day of printing and making, other times I have to sit down and run through my emails; or I could be packing pashminas ready for taking them to the Post Office. I also deliver by hand. I am based in Chelmsford in Essex so it's a train and then a couple of hops on the tube if the shop so happens to be in London.

Each Day is Different

The thing I love most about my working lifestyle and being an independent designer is that every day is different from the last. I could be in my studio printing out an order or a one off pashmina for a bride or I could be on the road restocking shops with my pashminas and other products such as my quirky t-shirts.

Recently I attended the grand Bill Gibbs exhibition at London Bridge [Fashion and Textile Museum](#) where I stock in the gift shop. Twiggy Lawson opened the exhibition and I was lucky enough to get the chance to meet and greet her with a special pashmina. It was an amazing night and I felt very proud to be a designer.

TWIGGY LAWSON

Dear Candice,
Many thanks for my
beautiful pashmina I'll enjoy
wearing it.
Best wishes
Twiggy x



The lesson I learnt on this particular evening was that it is a lot of hard work starting off as a designer, but I wouldn't change it for the world! People like myself do what we do because we are passionate and in love with the idea of producing beautiful products for others to enjoy.

I would say to anyone starting off their own fashion label or trying to get a new product out there, keep at it, it's not an easy ride but you will get there in the end just keep chasing your dream and it will come to you.

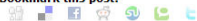
Lots of love

Candice Wren



For more information on Candice Wren and her beautiful pashminas, go to www.candicewren.co.uk.

Bookmark this post:



This entry was posted on Wednesday, March 4th, 2009 at 12:22 pm and is filed under [A Day in the Life of](#). You can follow any responses to this entry through the [RSS 2.0 feed](#). You can [leave a response](#), or [trackback](#) from your own site.

Visit my shop on Etsy

Craft Communities

[Art Yarn](#)
[Craft Crunch](#)
[Craftermath](#)
[Craftster](#)

Craft Related Blogs

[Betty Joy](#)
[Crafty Crafty](#)
[The Paper Studio](#)
[Thrifty Boutique](#)
[Toronto Craft Alert](#)
[UK Craft Fairs & Markets](#)
[UK DIY](#)
[We Are Trendi](#)

Shopping Communities

[DaWanda](#)
[The Storque \(Etsy Blog\)](#)

UK Craft Mafias

[Glasgow Craft Mafia](#)
[Leeds Craft Mafia](#)
[Manchester Craft Mafia](#)

Good Reads

[3 for 365](#)
[Dolly Mixup](#)
[Domestic Shuttery](#)
[Forever Amber](#)
[French Word a Day](#)
[Lady Levenshulme](#)
[Manchester is Ace](#)
[Manchizzle](#)
[Run Paint Run Run](#)
[Sarah Hartley](#)
[Second Hand Shopper](#)
[The Bag Lady](#)
[Wife in the North](#)


Writing

[Bad Idea](#)
[Rainy City Stories](#)
[Soup](#)


Link to Indie Quarter



Blogger Friends



Shopping Communities



February 2009
January 2009
December 2008
November 2008
October 2008
September 2008
August 2008
July 2008
June 2008
May 2008
April 2008
March 2008
February 2008
January 2008
December 2007
November 2007
October 2007
September 2007
August 2007
July 2007
June 2007
May 2007
April 2007
March 2007
February 2007
January 2007
December 2006
November 2006
October 2006
September 2006
August 2006
July 2006
June 2006
May 2006
April 2006
March 2006
February 2006
January 2006
December 2005
November 2005